



BOOK 2: GERRY'S STORY



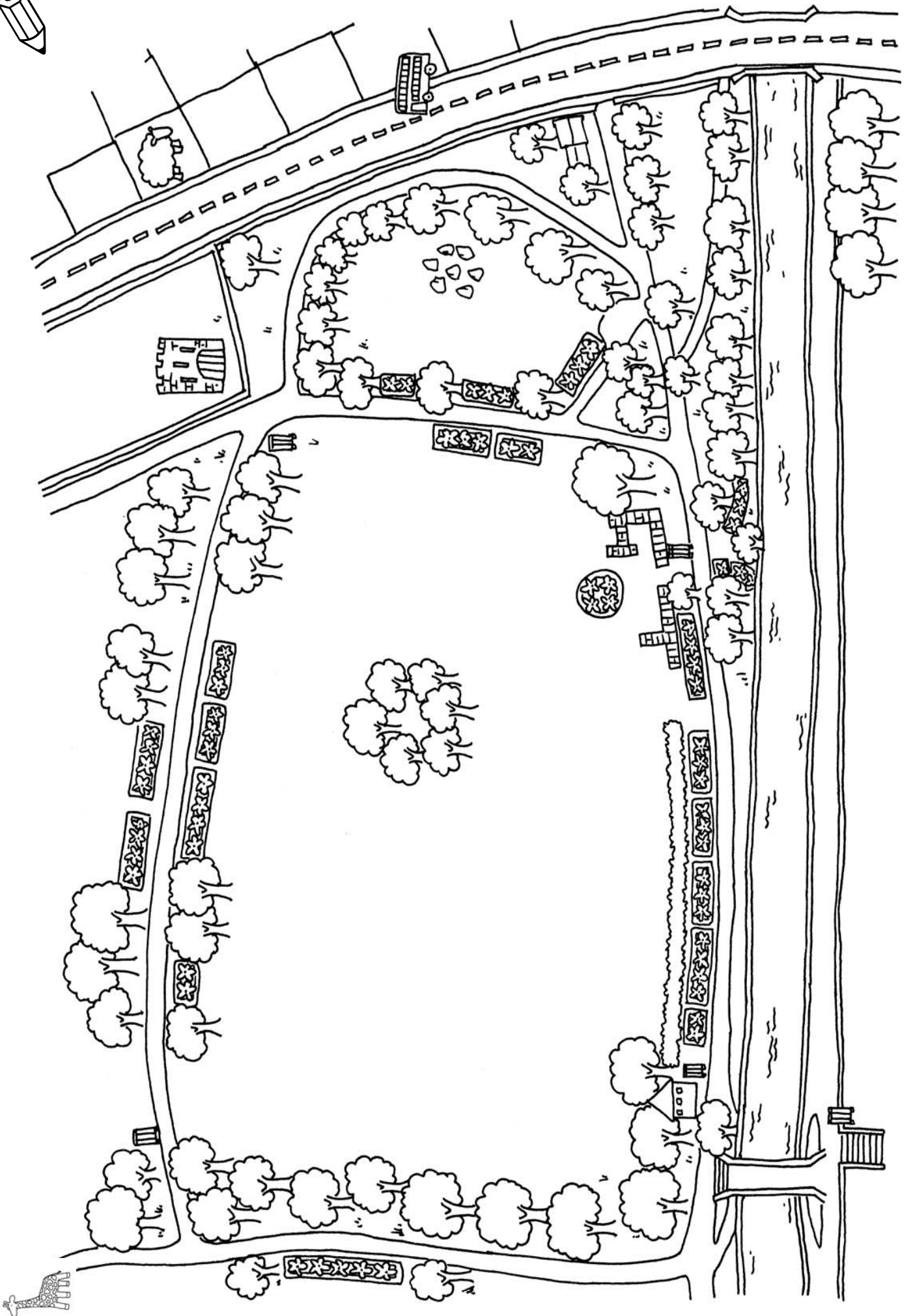
Storybook page nos	Key questions for class/group discussion.	Discussion and activities	Resources
Inside front cover and page 1	<p>Where is the park and what is it like?</p> <ul style="list-style-type: none"> • What do people do in the park? <p>How is it similar to and different from your park?</p>	<ul style="list-style-type: none"> • Look at a simple map of the UK. Locate Wales and where you live. Find Cardiff. This is where Gerry's story happens. • Talk about, identify, draw and label the geographical features of the park. • Talk about what people are doing in the park. Make a list of verbs/drawings. • Talk about a park that is near your school. Draw and label it. • Compare both parks. 	<p>Page nos in The Teacher's Book</p> <p>13</p>
Pages 4 & 5	<p>Where does Nia live?</p> <ul style="list-style-type: none"> • What is her house like? • How is it similar to and different from your house? <p>What is her address?</p> <ul style="list-style-type: none"> • What is your address? • What is Park Street like? • What can Gerry see? 	<ul style="list-style-type: none"> • Introduce the members of the family. Use the resource sheets to match the pictures to the descriptions. Talk about Nia's house and what it is like. Draw and label it. • Describe your house and compare it with Nia's house. • Write down your address. Think about what Nia's address could be. • Talk about what the street is like. Choose one member of the family and think about what they can see, hear, smell, and feel as they walk down it. Record your ideas. • Record what Gerry thinks. 	<p>9, 10</p> <p>11 19</p>
Pages 6 & 7	<ul style="list-style-type: none"> • Where is Nia going? • What can Nia see and hear? • What are people doing? • Where is the bridge and the river and what are they like? • What can Gerry see, do etc? <p>What is the weather like?</p>	<ul style="list-style-type: none"> • Talk about where Nia is going and how she is travelling. • Match the pictures of the features to the word/ sentences and talk about their use. • As you read through the book, identify the geographical features and items of street furniture. Place the pictures of the features and/or words/text in the correct place on the large plan. • Draw/list the things that Nia can see, hear, feel and smell as she walks up the steps. • Begin to record in drawing and writing what people are doing by the river. • Begin an illustrated list of creatures that live in the park. • Describe how the weather affects what people are wearing and what they are doing. 	<p>35, 36</p> <p>35, 36 11 37</p>
Pages 8 & 9	<p>Where is Gerry?</p> <ul style="list-style-type: none"> • What is the name of the river? • What city are the family in and what makes it special? <p>What can Gerry see from the bridge?</p> <ul style="list-style-type: none"> • What special building can the family see? <p>What are people doing on or by the river?</p> <ul style="list-style-type: none"> • How are people moving about? <p>What do you think about this place?</p>	<ul style="list-style-type: none"> • Use the picture at the beginning of the book and the plan at the end of the book to work out where the family are? • Begin to plot the journey on the plan. • Identify the river Taff and talk about what makes Cardiff special. Use the map of the British Isles to note its location. • Make an illustrated list of what Gerry can see from the bridge. • Identify the Millennium Stadium and talk about what people do there. Talk about whether anyone has been to the stadium or whether they know anyone who has been there. Make a collection of photographs or events that have been held there. • Talk about what people are doing in the picture and continue recording what people do in the park. • Begin to make labelled drawings of the different forms of transport identified in the book. • Continue to make an illustrated list of creatures that live in the park. • Record what you think about this place. 	<p>Large plan / 34</p> <p>34 15</p> <p>postcards, photographs, information leaflets</p> <p>37</p> <p>12</p>
Pages 10 & 11	<p>Which way do the family go? What is it the park like?</p> <ul style="list-style-type: none"> • What can the family see, hear, smell and feel? • What do you think about it? • What does Gerry think about it? • What are people doing in the park? 	<ul style="list-style-type: none"> • Talk about which way the family are going and follow their journey on the plan. • Talk about the disused building and what you think about it and why. • <i>Extension activity.</i> Talk about what the building might have been used for in the past. Draw pictures of what the building could be used for in the future. • Talk about the litter bin. • Continue recording what people are doing in the park. • Record what you think about this part of the park. • Record what Gerry likes and dislikes about the things he has seen in this part of the park. 	<p>Large plan / 34</p> <p>12</p> <p>37 12 19</p>




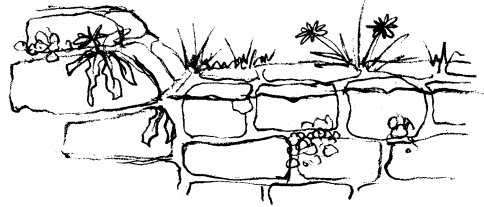
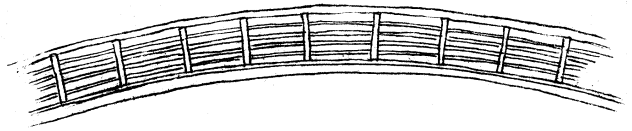



<p>Pages 12 & 13</p>	<p>Which way did the family go and where are they now?</p> <ul style="list-style-type: none"> • What did they see on the way? <p>What has happened to Gerry?</p>	<ul style="list-style-type: none"> • Continue the illustrated list of creatures that live in the park. • Look at the plan and talk about the family's journey. List the features they passed on the way. Talk about what Nia and Huw are doing now. • Continue the illustrated list of creatures that live in the park. 	<p>Large plan / 34</p>
<p>Pages 14 & 15</p>	<p>Where is Gerry now?</p> <ul style="list-style-type: none"> • What can he see? <p>Who looks after the park and what do they do?</p> <ul style="list-style-type: none"> • What is the litter bin used for? • What else could people do with their rubbish? • Where could the park keeper put more litter bins? • Would it be better to have more litter bins or for people to take their litter home? 	<ul style="list-style-type: none"> • Talk about what is happening to Gerry and try to imagine how he feels. Draw and label what Gerry can see now. Identify the things he can see now that he couldn't have seen from the ground. • Talk about and list the jobs people do to look after the park. • Continue recording what people do in different parts of the park. • Talk about why the litter bin is in the park and who empties it. Think about whether it would be a good idea to have more bins and decide where they should be placed. Draw pictures of bins and place them on the large plan. • <i>Extension activities:</i> Write a letter to the park keeper to express views and opinions. • Use the black and white plan of the park to identify what Gerry can see. Make a key. • Mark the position of where best to locate the extra bins. • Talk about whether it would be better to take rubbish home or have more litter bins. Make a graph about your views. 	<p>Large plan</p> <p>34</p>
<p>Pages 16 & 17</p>	<p>Where is Gerry and what is happening to him?</p> <ul style="list-style-type: none"> • What is the man doing and why is he doing it? 	<ul style="list-style-type: none"> • Talk about what has happened to Gerry, where he is now and what he can see. Locate him on the plan. • Talk about the work the man does. • Use the plan to plot the journey that Gerry and the grass cutter might make around the park. 	<p>Large plan / 34</p> <p>Large plan / 34</p>
<p>Pages 18 & 19</p>	<p>Where are Nia and the family?</p> <ul style="list-style-type: none"> • Which way are they going? • What can you see in the park and what are people doing there? 	<ul style="list-style-type: none"> • Look at the plan and discuss where the family are and which way they have travelled to get there. • Use the oblique picture and the plan to locate where the family are now. Locate the ice cream van and the standing stones. • Continue to record the different things that people do in the park. Sort them into lists of jobs and leisure activities. • Record what you think about this place. 	<p>Large plan / 34</p> <p>37</p> <p>12</p>
<p>Pages 20 & 21</p>	<p>Where are the family?</p> <p>What do they decide to do now?</p> <ul style="list-style-type: none"> • Which way will Mam and Nia go now? • Which way do you think Dad and Huw will go? 	<ul style="list-style-type: none"> • Locate where the family are on the plan and where you think Gerry might be. Use the oblique picture and the plan. • Talk about how Nia is feeling and what the family decide to do. • Trace their routes on the plan. Use the pictures or plasticine models on the large plan. • Use the footprints to measure the different journeys the family took. • <i>Extension activity:</i> Draw the possible routes on the black and white plan. 	<p>Large plan / 34</p> <p>9 plasticine 16</p> <p>34</p>
<p>Pages 22 & 23</p>	<p>Where is Gerry?</p> <ul style="list-style-type: none"> • Where did Huw and Dad go? • Who did they see? • Where was the park bench? • Where should other park benches be placed? <p>How did they find out where Gerry was?</p>	<ul style="list-style-type: none"> • Talk about what Huw and Dad did to find Gerry and where they went. Draw a sequenced story and plot the route they took on the plan. • Locate the park bench on the oblique picture. Talk about it and locate it on the plan. Draw a picture of a park bench and place it on the large plan where you think it should go. • <i>Extension activity:</i> Draw symbols to show where you think more park benches should be placed on the black and white plan. • Talk about the jogger, where he has come from and what he has seen. Trace the route the jogger took around the park on the plan. Decide whether his journey was a long or short one. • <i>Extension activity:</i> Plot a short and long journey for him on the black and white plan and compare their lengths. • Continue to record the different things that people do in the park. • Continue the illustrated list of creatures that live in the park. 	<p>14</p> <p>Large plan/ 34</p> <p>Large plan / 34</p> <p>37</p>



<p>Pages 24 & 25</p>	<p>Where do Dad and Huw find Gerry?</p> <ul style="list-style-type: none"> • How did they get there? 	<ul style="list-style-type: none"> • Use the pictures to work out where Dad and Huw caught up with Gerry. Locate it on the map. • Talk about how they will follow Mam and Nia. Use the plan to trace the route they will take to meet them back at the bus stop. • Finish the illustrated list of creatures that live in the park. • Finish recording the different things that people do in the park. 	<p>Large plan/ 34</p> <p>37</p>
<p>Pages 26 & 27</p>	<p>Where is Nia and what is she doing?</p> <p>What is the shop like?</p> <ul style="list-style-type: none"> • What does the shop sell? • What do these things tell us about Wales? <p>How is the street similar to and different from a street in the local area?</p>	<ul style="list-style-type: none"> • Talk about where the shop is and why Nia is shopping there. Locate the shop and the bus stop on the plan. • Talk about what the shop sells. Draw and list the items and decide which of the items you think would make a good gift for Kabo. Give reasons for your choice. • Make a class list of what the things in the shop tell us about Wales. • Talk about the street outside the shop, what is there and what people are doing. • Compare this street with a street in your local area. 	<p>Large plan / 34</p> <p>13</p>
<p>Pages 28 & 29</p>	<p>Where do the family meet and what is like there?</p> <ul style="list-style-type: none"> • What do they think about it? • What do you think about it? <p>How is it similar to and different from inside the park?</p> <p>What was Gerry's story?</p>	<ul style="list-style-type: none"> • Talk about and record what Nia can see, hear and smell at the bus stop. Talk about the noise and fumes in the busy street. Think about how she is feeling. • Record what Gerry would like and dislike about the street. • Talk about and record your views about what it is like in the street. • Compare inside and outside the park. • Draw a sequence of pictures and write about what happened to Gerry in the park. 	<p>11</p> <p>19</p> <p>12</p> <p>13</p> <p>14</p>
<p>Pages 30 & 31</p>	<p>Where do they go and what happens next?</p> <p>Where does Kabo's grandma live?</p> <ul style="list-style-type: none"> • What surprise present did Kabo get? 	<ul style="list-style-type: none"> • Talk about what happened when the family arrived at Kabo's house. • Talk about where Kabo's grandma lives and find Africa on the globe. Discuss whether it is far away or near. Think about why Kabo would be looking forward to visit Grandma. • Write a postcard to Kabo's grandma replying to her invitation and telling her about the park in Cardiff. 	<p>47</p>
<p>Page 31 and inside cover</p>	<p>Where are the features in the park?</p> <ul style="list-style-type: none"> • How far are the features of the park from the bridge? <p>How is this park similar to and different from your park?</p> <p>How did Nia spend her day?</p>	<ul style="list-style-type: none"> • Locate the cluster of trees in the middle of the plan. Draw/ list the features that are in the top/ bottom/ right/ left of the plan. • Record the features of the park that are very near, near, far and very far from the bridge. • Talk about a park that is near your school. Make a visit to the park. Tally the number of features in your park. Draw and label it. • Compare your park with Nia's park. • Write Nia's diary for the day. 	<p>18</p> <p>13</p> <p>46</p>







river

Ducks live on the river
Taff

bridge

Nia and Huw like to walk
over the bridge

building

The building was once
a toilet block

old wall

Children like to play
on the old wall

steps

The family walk down
the steps to go into
the park

path

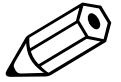
The wide path goes
all the way around
the park

tree

Trees give shade in the
summer

flower bed

Flowers of all colours
grow in the park
in the summer



What can you do in different parts of the park?

along the paths

by the river

amongst the trees

on the lawn

on the wall

on the park bench